



# CONTACTLESS DEPARTURE FROM BLR AIRPORT

## Before You Fly



**Download Aarogya Setu mobile app,** <https://www.mygov.in/aarogya-setu-app/> as advised by GoI. It's mandatory for entry into the Terminal (except for children below 14 years)



Ensure web check-in and carry printed/ e-boarding pass, along with Govt. photo ID. **Boarding pass is mandatory for entry into the Terminal**



Reach the Airport at least **2 hours prior to scheduled departure of your flight**




You will be allowed entry into the Terminal up to **4 hours prior to scheduled departure of your flight**

## At the Airport

### Pre-Entry



**It is mandatory to wear a mask for entry into the Airport.** Masks and other protective equipment are available at the Relay Store



**Maintain safe distance** from others. Stand as per floor marking



Aarogya Setu app on your phone will be **checked for the green 'you are safe' message**



**Thermal screening will be done** by a health official




**Hold up your boarding pass and photo ID - without touching the glass screen - for CISF verification.** Your boarding pass will either be scanned or visually checked. Please lower your mask for verification by CISF

You can now enter the Terminal. Proceed to bag drop counter, if you have check-in baggage. Else, proceed for security check based on your flight schedule

## Pre-Check-in (Passengers with check-in bags)



**Scan your boarding pass** and print baggage tag at kiosk



**Tag your bags** and proceed to the bag drop counter



**Scan your boarding pass at the bag drop counter.** Airline staff will verify your booking, validate ID, and accept baggage. Please do not touch the glass panel


## Post Check-in



**Scan your boarding pass** at the kiosk



CISF will verify and authorise entry. **Boarding pass will not be stamped**



**Place all your belongings in the trays** and walk through the scanner



**Walk through the Door Frame Metal Detectors (DFMD)** for screening

## Post-Security




**Pre-order food from FSTR tab** on BIAL website/order at FSTR kiosks. Takeaway from the outlet or have it delivered to you




**Please make note of the signage on chairs** and ensure safe distance

## Boarding Gate



When boarding is announced, **follow safe distance markers** and stand accordingly



**Airline staff will provide a safety kit consisting of mask, face shield, and sanitiser.** Please wear the new mask before boarding



**Scan your boarding pass.** Airline staff will verify, take a temperature scan and permit boarding



**Follow safe distance instructions** in coach/on aerobridge