




Statement of unaudited financial results for the quarter and half year ended 30 September 2016

(Rupees in lakhs except EPS data)

S No.	Particulars	For the quarter ended			For the half year ended		For the year ended
		30.09.2016	30.06.2016	30.09.2015	30.09.16	30.09.15	31.03.16
		(Unaudited) Refer Note 1,2	(Unaudited)	(Unaudited) Refer Note 2	(Unaudited) Refer Note 1	(Unaudited)	(Audited)
1	Income from operations						
(a)	Sale of services	4,146.53	7,463.54	3,697.62	11,610.07	9,594.04	17,644.10
(b)	Sale of products	877.64	1,423.26	624.92	2,300.90	1,449.51	2,891.84
	Total income from operations (net)	5,024.17	8,886.80	4,322.54	13,910.97	11,043.55	20,535.94
2	Expenses						
(a)	Direct operating expenses	1,452.88	1,531.74	881.04	2,984.62	1,698.63	3,610.04
(b)	Purchase of stock-in-trade	424.66	811.87	307.00	1,236.53	743.32	1,438.21
(c)	Changes in inventories of stock-in-trade	(42.73)	(92.98)	0.47	(135.71)	(34.34)	(84.73)
(d)	Employee benefits expense	946.75	987.94	756.75	1,934.69	1,473.26	3,101.07
(e)	Depreciation and amortisation expense	768.50	718.51	393.27	1,487.01	833.47	1,392.46
(f)	Advertisement and marketing expenses	659.20	826.86	350.50	1,486.06	826.48	1,688.42
(g)	Other expenses	564.39	901.64	555.74	1,466.03	836.27	2,362.76
	Total expenses	4,773.65	5,685.58	3,244.77	10,459.23	6,377.09	13,508.23
3	Profit from operations before other income, finance costs and exceptional items (1-2)	250.52	3,201.22	1,077.77	3,451.74	4,666.46	7,027.71
4	Other income	162.32	199.41	558.70	361.73	1,303.08	1,807.55
5	Profit from ordinary activities before finance costs and exceptional items (3+4)	412.84	3,400.63	1,636.47	3,813.47	5,969.54	8,835.26
6	Finance costs	24.28	20.72	36.39	45.00	74.48	132.87
7	Profit from ordinary activities after finance costs but before exceptional items (5-6)	388.56	3,379.91	1,600.08	3,768.47	5,895.06	8,702.39
8	Exceptional items	-	-	-	-	-	-
9	Profit from ordinary activities before tax (7-8)	388.56	3,379.91	1,600.08	3,768.47	5,895.06	8,702.39
10	Tax expense	92.75	1,134.06	405.21	1,226.81	1,896.03	2,720.80
11	Net profit from ordinary activities after tax (9-10)	295.81	2,245.85	1,194.87	2,541.66	3,999.03	5,981.59
12	Paid-up equity share capital (Face value of the share ` 10/- each)	5,650.07	5,650.07	5,650.07	5,650.07	5,650.07	5,650.07
13	Reserves(excluding revaluation reserve)	-	-	-	-	-	34,650.44
14	Earnings per share (of ` 10/- each)						
	Weighted average number of shares	5,65,00,670	5,65,00,670	5,65,00,670	5,65,00,670	5,65,00,670	5,65,00,670
(a)	Basic and diluted	0.52**	3.97**	2.11**	4.50**	7.08**	10.59

**not annualised






Reporting of segment wise revenue, results, assets, liabilities and capital employed

(Rupees in lakhs)

S No.	Particulars	For the quarter ended			For the half year ended		For the year ended
		30.09.2016	30.06.2016	30.09.2015	30.09.16	30.09.15	31.03.2016
		(Unaudited) Refer Note 1,2	(Unaudited)	(Unaudited) Refer Note 2	(Unaudited) Refer Note 1	(Unaudited)	(Audited)
1	Segment revenue						
	Operating revenue						
	Amusement parks	3,997.44	7,234.22	3,581.13	11,231.66	9,290.17	17,023.86
	Resort	242.28	346.66	208.99	588.94	524.06	1,048.62
	Others	784.45	1,305.92	532.42	2,090.37	1,229.32	2,463.46
	Total operating revenue (a)	5,024.17	8,886.80	4,322.54	13,910.97	11,043.55	20,535.94
	Allocable other income						
	Amusement parks	33.93	34.80	29.35	68.73	68.74	125.05
	Resort	4.41	7.18	1.49	11.59	4.72	14.22
	Others	-	-	-	-	-	-
	Total other income (b)	38.34	41.98	30.84	80.32	73.46	139.27
	Segment revenue (a+b)	5,062.51	8,928.78	4,353.38	13,991.29	11,117.01	20,675.21
2	Segment result						
	Amusement parks	83.84	2,595.86	939.02	2,679.70	4,302.19	6,192.68
	Resort	(1.55)	83.93	(18.28)	82.38	44.28	89.31
	Others	273.84	681.77	229.79	955.61	534.27	1,140.06
	Total	356.13	3,361.56	1,150.53	3,717.69	4,880.74	7,422.05
	Less: Unallocated expenses	91.55	139.08	78.31	230.63	215.30	387.94
	Operating profit	264.58	3,222.48	1,072.22	3,487.06	4,665.44	7,034.11
	Add : Interest and dividend income	123.98	157.43	527.86	281.41	1,229.62	1,668.28
	Profit before tax	388.56	3,379.91	1,600.08	3,768.47	5,895.06	8,702.39
3	Segment Assets						
	Amusement parks	37,070.93	35,012.38	10,876.70	37,070.93	10,876.70	13,875.14
	Resort	2,319.50	2,404.10	2,432.72	2,319.50	2,432.72	2,371.70
	Others	330.87	286.33	146.54	330.87	146.54	194.66
	Unallocated	8,368.78	11,363.53	30,123.51	8,368.78	30,123.51	28,796.30
	Total	48,090.08	49,066.34	43,579.47	48,090.08	43,579.47	45,237.80
4	Segment Liabilities						
	Amusement parks	4,742.31	4,911.13	2,660.41	4,742.31	2,660.41	3,028.29
	Resort	55.99	117.91	71.27	55.99	71.27	90.54
	Others	168.09	223.86	109.81	168.09	109.81	88.34
	Unallocated	281.52	1,267.08	1,094.48	281.52	1,094.48	1,730.12
	Total	5,247.91	6,519.98	3,935.97	5,247.91	3,935.97	4,937.29
5	Capital employed						
	(Segment assets - segment liabilities)						
	Amusement parks	32,328.62	30,101.25	8,216.29	32,328.62	8,216.29	10,846.85
	Resort	2,263.51	2,286.19	2,361.45	2,263.51	2,361.45	2,281.16
	Others	162.78	62.47	36.73	162.78	36.73	106.32
	Unallocated	8,087.26	10,096.45	29,029.03	8,087.26	29,029.03	27,066.18
	Total	42,842.17	42,546.36	39,643.50	42,842.17	39,643.50	40,300.51





Statement of assets and liabilities	(Rs in Lakhs)	
	As at 30.09.2016	As at 31.03.2016
A EQUITY AND LIABILITIES		
1 Shareholders' funds		
Share capital	5,650.07	5,650.07
Reserves and surplus	37,192.10	34,650.44
Sub-total - shareholders' funds	42,842.17	40,300.51
2 Non-current liabilities		
Long-term borrowings	804.15	515.82
Long-term provisions	308.62	253.99
Sub-total - non-current liabilities	1,112.77	769.81
3 Current liabilities		
Short-term borrowings	0.14	0.36
Trade payables	1,227.29	974.61
Other current liabilities	1,387.66	1,464.95
Short-term provisions	1,520.05	1,727.56
Sub-total - current liabilities	4,135.14	4,167.48
TOTAL - equity and liabilities	48,090.08	45,237.80
B ASSETS		
1 Non-current assets		
Fixed assets		
Tangible assets	31,818.92	15,222.50
Intangible assets	74.13	55.27
Capital work-in-progress	4,663.16	15,886.87
Deferred tax assets (net)	378.58	515.42
Long-term loans and advances	1,033.15	1,046.54
Other non-current assets	19.43	19.43
Sub-total - non-current assets	37,987.37	32,746.03
2 Current assets		
Current investments	7,837.74	8,439.55
Inventories	942.73	658.65
Trade receivables	63.64	77.62
Cash and bank balances	354.26	2,803.84
Short-term loans and advances	779.32	378.56
Other current assets	125.02	133.55
Sub-total - current assets	10,102.71	12,491.77
TOTAL - assets	48,090.08	45,237.80

Notes:-

- The above financial results for the quarter and half year ended 30 September 2016 have been reviewed by the Audit Committee and taken on record at the meeting of the Board of Directors held on 27 October 2016.
- The figures for the quarter ended 30 September 2016 are the balancing figures between the unaudited figures for the six months ended 30 September 2016 and the unaudited figures for the three months ended 30 June 2016 and the figures for the quarter ended 30 September 2015 are the balancing figures between the unaudited figures for the six months ended 30 September 2015 and the unaudited figures for the three months ended 30 June 2015.
- Figures for the previous periods/year have been regrouped/reclassified wherever necessary, in order to make them comparable.

For Wonderla Holidays Ltd



Managing Director

Place: Bangalore

Date: 27.10.2016



B S R & Co. LLP

Chartered Accountants

Maruthi Info-Tech Centre
11-12/1 Inner Ring Road
Koramangala
Bangalore 560 071 India

Telephone: + 91 80 3980 6000
Fax: + 91 80 3980 6999

Limited Review Report

To
The Board of Directors of Wonderla Holidays Limited

We have reviewed the accompanying Statement of unaudited financial results ('the Statement') of Wonderla Holidays Limited ('the Company') for the quarter and six months ended 30 September 2016. This Statement is the responsibility of the Company's Management and has been approved by the Board of Directors of the Company in their meeting held on 27 October 2016. Our responsibility is to issue a report on the Statement based on our review.


We conducted our review in accordance with the Standard on Review Engagement (SRE) 2410, "Review of Interim Financial Information Performed by the Independent Auditors of the Entity", issued by The Institute of Chartered Accountants of India. This standard requires that we plan and perform the review to obtain moderate assurance as to whether the Statement is free of material misstatements. A review is limited primarily to inquiries of Company's personnel and analytical procedures applied to financial data and thus provides less assurance than an audit. We have not performed an audit and accordingly, we do not express an audit opinion.

Based on our review conducted as above, nothing has come to our attention that causes us to believe that the accompanying Statement of unaudited financial results prepared in accordance with the Accounting standards notified under section 133 of Companies Act, 2013, read with Rule 7 of the Companies (Accounts) Rules, 2014 and other accounting principles generally accepted in India and recognized accounting practices and policies, has not disclosed the information required to be disclosed in terms of Regulation 33 of the Securities and Exchange Board of India (Listing Obligations and Disclosure Requirement) Regulations, 2015 including the manner in which it is to be disclosed, or that it contains any material misstatement.

for **B S R & Co. LLP**

Chartered Accountants

Firm's registration number: 101248W/W-100022



Supreet Sachdev

Partner

Membership number: 205385

Place: Bangalore, India

Date: 27 October 2016