




CATEGORY CODE	CATEGORY OF SHAREHOLDER	NO OF SHAREHOLDERS	TOTAL NUMBER OF SHARES	NO OF SHARES HELD IN DEMATERIALIZED FORM	TOTAL SHAREHOLDING AS A % OF TOTAL NO OF SHARES		SHARES PLEDGE OR OTHERWISE ENCUMBERED	
					AS a PERCENTAGE of (A+B) (VI)	As a PERCENTAGE of (A+B+C) (VII)	NUMBER OF SHARES (VIII)	(IX)=(VIII)/(IV)*100
(I)	(II)	(III)	(IV)	(V)	(VI)	(VII)	(VIII)	(IX)
(A)	PROMOTER AND PROMOTER GROUP							
(1)	INDIAN							
(a)	Individual/HUF	5	40109222	40109222	70.99		0	0.00
(b)	Central Government/State Government(s)	0	0	0	0.00		0	0.00
(c)	Bodies Corporate	0	0	0	0.00		0	0.00
(d)	Financial Institutions / Banks	0	0	0	0.00		0	0.00
(e)	Others	0	0	0	0.00		0	0.00
	<b>Sub-Total A(1) :</b>	<b>5</b>	<b>40109222</b>	<b>40109222</b>	<b>70.99</b>		<b>0</b>	<b>0.00</b>
(2)	FOREIGN							
(a)	Individuals (NRIs/Foreign Individuals)	0	0	0	0.00		0	0.00
(b)	Bodies Corporate	0	0	0	0.00		0	0.00
(c)	Institutions	0	0	0	0.00		0	0.00
(d)	Qualified Foreign Investor	0	0	0	0.00		0	0.00
(e)	Others	0	0	0	0.00		0	0.00
	<b>Sub-Total A(2) :</b>	<b>0</b>	<b>0</b>	<b>0</b>	<b>0.00</b>		<b>0</b>	<b>0.00</b>
	<b>Total A=A(1)+A(2)</b>	<b>5</b>	<b>40109222</b>	<b>40109222</b>	<b>70.99</b>		<b>0</b>	<b>0.00</b>
(B)	PUBLIC SHAREHOLDING							
(1)	INSTITUTIONS							
(a)	Mutual Funds /UTI	13	1082309	1082309	1.92			1.92
(b)	Financial Institutions /Banks	2	34406	34406	0.06			0.06
(c)	Central Government / State Government(s)	0	0	0	0.00			0.00
(d)	Venture Capital Funds	0	0	0	0.00			0.00
(e)	Insurance Companies	0	0	0	0.00			0.00
(f)	Foreign Institutional Investors	16	5159031	5159031	9.13			9.13
(g)	Foreign Venture Capital Investors	0	0	0	0.00			0.00
(h)	Qualified Foreign Investor	0	0	0	0.00			0.00
(i)	Others	0	0	0	0.00			0.00
	<b>Sub-Total B(1) :</b>	<b>31</b>	<b>6275746</b>	<b>6275746</b>	<b>11.11</b>		<b>0</b>	<b>11.11</b>



CATEG ORY CODE	CATE GORY OF SHAREHOL DER	NO OF SHAREHOL DERS	TOTAL NUMBER OF SHARES	NO OF SHARES HELD IN DEMATERIALIZED FORM	TOTAL SHAREHOLDING AS A % OF TOTAL NO OF SHARES		SHARES PLEDGE OR OTHERWISE ENCUMBERED	
					AS a PERCENTAGE of (A+B) (VI)	As a PERCENTAGE of (A+B+C) (VII)	NUMBER OF SHARES (VIII)	AS a PERCENTAGE (IX)=(VIII)/(IV)*100
(I)	(II)	(III)	(IV)	(V)	(VI)	(VII)	(VIII)	(IX)
(2)	NON-INSTITUTIONS							
(a)	Bodies Corporate	357	2226588	2226588	3.94			
(b)	Individuals							3.94
	(i) Individuals holding nominal share capital upto Rs.1 lakh	26395	5637700	5637698	9.98			9.98
	(ii) Individuals holding nominal share capital in excess of Rs.1 lakh	23	621386	621386	1.10			1.10
(c)	Others							
	CLEARING MEMBERS	57	35621	35621	0.06			0.06
	NON RESIDENT INDIANS	897	752429	752429	1.33			1.33
	TRUSTS	1	841978	841978	1.49			1.49
(d)	Qualified Foreign Investor	0	0	0	0.00			0.00
	Sub-Total B(2) :	27730	10115702	10115700	17.90			17.90
	Total B=B(1)+B(2) :	27761	16391448	16391446	29.01			29.01
	Total (A+B) :	27766	56500670	56500668	100.00			100.00
(C)	Shares held by custodians, against which Depository Receipts have been issued							
(1)	Promoter and Promoter Group							
(2)	Public	0	0	0	0.00			0.00
	GRAND TOTAL (A+B+C) :	27766	56500670	56500668	100.00			0.00
							0	0.00

For Wonderla Holidays Limited

*(Signature)*  
Srinivasan Raju-y  
Company Secretary


(i) Sr.No	(ii) Name of the Shareholder	Details of Shares held				Encumbered shares (*)			Details of Warrants			Details of convertible securities			Total Shares (including underlying shares assuming full conversion of warrants and convertible securities) as a % of diluted share capital
		No. of Shares held (iii)	As a % of grand total (A)+(B)+(C) (iv)	Pledge Shares (v)	AS a percentage (vi)=(v)/(iii)*100 (vii)	AS a % of grand total (A) + (B) + (C) of sub-clause (i)(a) (viii)	Number of warrants held (ix)	As a % total number of warrants of the same class (x)	Number of convertible securities held (xi)	As a % total number of convertible securities of the same class (xii)					
1	CHITTLAPPILY THOMAS KOCHOUSEPH	17375792	30.75	0	0.00	0.00	0	0.00	0	0.00	0	0.00	0	0.00	30.75
2	ARUN K CHITTLAPPILLY	7910200	14.00	0	0.00	0.00	0	0.00	0	0.00	0	0.00	0	0.00	14.00
3	SHEELA KOCHOUSEPH	7044230	12.47	0	0.00	0.00	0	0.00	0	0.00	0	0.00	0	0.00	12.47
4	MITHUN KOCHOUSEPH CHITTLAPPILLY	6270000	11.10	0	0.00	0.00	0	0.00	0	0.00	0	0.00	0	0.00	11.10
5	PRIYA SARAH ARUN CHITTLAPPILLY	1509000	2.67	0	0.00	0.00	0	0.00	0	0.00	0	0.00	0	0.00	2.67
	<b>TOTAL :</b>	<b>40109222</b>	<b>70.99</b>	<b>0</b>	<b>0.00</b>	<b>0.00</b>	<b>0</b>	<b>0.00</b>	<b>0</b>	<b>0.00</b>	<b>0</b>	<b>0.00</b>	<b>0</b>	<b>0.00</b>	<b>70.99</b>




(i)(c)(i)	Statement showing holding of securities (including shares, warrants, convertible securities) of persons belonging to the category "Public" and holding more than 1% of the total number of shares						
	Sr.No.	Name of the shareholder	Number of shares held	Shares as a percentage of total number of shares {i.e., Grant total (A)+(B)+(C) indicated in Statement at para (i)(a) above}	Details of warrants		(including underlying shares assuming full conversion of warrants and convertible securities) as a % of
Number of warrants held					As a % total number of warrants the same class	Number of convertible securities held	
1	IL AND FS TRUST COMPANY LIMITED		1323022	2.34	0	0.00	2.34
2	HANDELSBANKENS TILLVAXTMARKNADSFOND		1006292	1.78	0	0.00	1.78
3	DNB FUND A/C DNB FUND - ASIAN SMALL CAP		900000	1.59	0	0.00	1.59
4	ADITYA BIRLA PRIVATE EQUITY TRUST		841978	1.49	0	0.00	1.49
	<b>TOTAL :</b>		<b>4071292</b>	<b>7.21</b>	<b>0</b>	<b>0.00</b>	<b>7.21</b>




Statement showing holding of securities (including shares, warrants, convertible securities) of persons (together with PAC) belonging to the category "Public" and holding more than 5% of the total number of shares of the company						
Sr.No.	Name(s) of the shareholder(s) and the Persons Acting in Concert (PAC) with them	Number of shares held	Shares as a percentage of total number of shares (i.e., Grant total (A)+(B)+(C) indicated in Statement at para (1)(a) above}	Details of warrants		Total shares (including underlying shares assuming full conversion of
				Number of warrants held	As a % total number of warrants of the same class	
				Number of convertible securities held	% w.r.t total number of convertible securities of the same class	
				0	0	0
<b>TOTAL :</b>				0	0	0



STATEMENT SHOWING DETAILS OF LOCKED-IN SHARES"			
(I)(d)			
Sr.No.	Name of the shareholder	Number of locked-in shares	Locked-in shares as a (%) percentage of total number of shares {i.e, Grand Total (A)+(B)+(C) Indicated in Statement at para (I)(a) above}
1	CHITTILAPPILY THOMAS KOCHOUSEPH	5650067	10.00
2	ARUN K CHITTILAPPILLY	5650067	10.00
<b>TOTAL :</b>		<b>11300134</b>	<b>20.00</b>
			Promoter/Promoter Group/Public PROMOTER/PROMOTER GROUP PROMOTER/PROMOTER GROUP



STATEMENT SHOWING DETAILS OF DEPOSITORY RECEIPTS (DRS)			
(II)(a)			
Sr.No.	Type of outstanding DR (ADRs,GDRs,SDRs,etc.)	Number of outstanding DRS	Number of shares underlying outstanding DRS
TOTAL :		0	0
			Shares underlying outstanding DRS as a percentage of total number of shares {i.e., Grand Total (A)+(B)+(C) indicated in Statement at Para(I)(a) above}
			0





<b>(11)(b) Statement showing Holding of Depository Receipts (DRs), where underlying shares held by "Promoter/Promoter group" are in excess of 1% of the total number shares.</b>				
<b>Sr.No.</b>	<b>Name of the DR Holder</b>	<b>Type of outstanding DR (ADRs,GDRs,SDRs, etc.)</b>	<b>Number of shares underlying outstanding DRs</b>	<b>Shares underlying outstanding DRs as a percentage of total number of shares {i.e., Grand Total (A)+(B)+(C) indicated in Statement at para(1)(a) above}</b>
<b>TOTAL :</b>				<b>0</b>

