

Wonderla Holidays Limited

Regd. Office : 28th km, Mysore Road, Bangalore - 562 109, Ph : 080 - 22010333/322,
Fax : 080 - 22010324 E-mail : mail.blr@wonderla.com Website : www.wonderla.com
CIN :- L55101KA2002PLC031224



AMUSEMENT PARK & RESORT

Date: 12/07/2016

The General Manager, Listing Department, Bombay Stock Exchange Limited, P.J. Tower, Dalal Street, Mumbai - 400 001.	The Vice President, Listing Department, National Stock Exchange of India Limited, 'Exchange Plaza', Bandra Kurla Complex, Bandra (East), Mumbai - 400 051.
Fax: 022 - 2272 3121/ 1278/ 1557 E-Mail: corp.relations@bseindia.com	Fax: 022 - 26598237/ 38 E-Mail: cmlist@nse.co.in
Scrip ID: WONDERLA Scrip Code: 538268	Symbol: WONDERLA

Dear Sir,

Sub: Shareholding Pattern

Ref : Regulation 31 (1) (b) of the SEBI (LODR) Regulations,2015.

Please find enclosed the Shareholding pattern of the Company for the quarter ended 30th June, 2016.

Kindly take the above on record.

Thanking you,

For Wonderla Holidays Limited


Srinivasulu Raju Y
Company Secretary

Encl: As above

Branches:

Kochi : Pallikkara, Kumarapuram P.O., Pin: 683 565, Ph: 0484-2684001-6 Fax: 0484-2684001, E-mail: mail.cok@wonderla.com
Hyderabad : Kongara Raviryala P.O., Rangareddy District, Pin: 501 510, Ph: 040-23490300, E-mail: mail.hyd@wonderla.com

Format of Holding of Specified securities

1. Name of Listed Entity: WUNDERLA HOLIDAYS LIMITED
2. Scrip Code/Name of Scrip/Class of Security: EQUITY SHARES
3. Share Holding Pattern Filed under: Reg. 31(1)(a)/Reg.31(1)(b)/Reg.31(1)(c)
 - a. if under 31(1)(b) then indicate the report for quarter ending 30/06/2016
 - b. if under 31(1)(c) then indicate date of allotment/extinguishment

4. Declaration : The Listed entity is required to submit the following declaration to the extent of submission of information:

Particulars	YES*	NO*
a. Whether the Listed Entity has issued any partly paid up shares		No
b. Whether the Listed Entity has issued any Convertible Securities or Warrants?		No
c. Whether the Listed Entity has any shares against which depository receipts are issued?		No
d. Whether the Listed Entity has any shares in locked-in?	Yes	
e. Whether any shares held by promoters are pledge or otherwise encumbered?		No

*if the Listed Entity selects the option 'NO' for the questions above, the columns for the partly paid up shares, Outstanding Convertible Securities/Warrants, depository receipts, locked-in shares, No of shares pledged or otherwise encumbered by promoters, as applicable, shall not be displayed at the time of dissemination on the Stock Exchange website. Also wherever there is 'No' declared by Listed entity in above table the values will be considered as 'Zero' by default on submission of the format of holding of specified securities.

5 The tabular format for disclosure of holding of specified securities is as follows:

For Wonderla Holidays Limited



Srinivasulu Raju Y
Company Secretary

Table I - Summary Statement holding of specified securities

Category	Category of Shareholder	No of Shareholders	No of fully paid up equity shares held	No of Partly paid-up equity shares held	No of Shares Underlying Depository Receipts	Total No of Shares Held (VII) = (IV)+(V)+(VI)	Shareholding as a % of total no of shares (As a % of (A+B+C2))	Number of Voting Rights held in each class of securities			Total as a % of (A+B+C)	No of Shares Underlying Outstanding convertible securities (Including Warrants)	Shareholding as a % assuming full conversion of convertible Securities (as a percentage of diluted share capital)	Number of Locked in Shares		Number of Shares pledged or otherwise encumbered	Number of equity shares held in dematerialized form
								Class X	Class Y	Total				No.	As a % of total Shares held		
(I)	(II)	(III)	(IV)	(V)	(VI)	(VII)	(VIII)	(IX)	(X)	(XI)	(XII)	(XIII)	(XIV)	(XV)	(XVI)	(XVII)	
(A)	Promoter & Promoter Group	5	40109222	0	0	40109222	70.99	0	0	40109222	0	70.99	11300134	28.17	0	0.00	40109222
(B)	Public	22828	16391448	0	0	16391448	29.01	0	0	16391448	0	29.01	0	0.00	NA	NA	16391341
(C)	Non Promoter-Non Public	0	0	0	0	0	0	0	0	0	0	0	0	0.00	NA	NA	0
(C1)	Shares underlying DRS	0	0	0	0	0	0	0	0	0	0	0	0	0.00	NA	NA	0
(C2)	Shares held by Employees Trusts	0	0	0	0	0	0	0	0	0	0	0	0	0.00	NA	NA	0
Total:		22833	56500670	0	0	56500670	100.00	0	0	56500670	0	100.00	11300134	20.00	0	0.00	56500563




Table II - Statement showing shareholding pattern of the Promoter and Promoter Group

Category	Category & Name of the Shareholder	PAN	No of Shareholders	No of fully paid up equity shares held	No of Partly paid-up equity shares held	No of Shares Underlying Depository Receipts	Total No of Shares Held (IV+V+VI)	Shareholding as a % of total no of shares (calculated as per SCRR, 1957 (VIII) As a % of (A+B+C2)	Number of Voting Rights held in each class of securities			No of Shares Underlying convertible securities (Including Warrants)	Shareholding as a % assuming full conversion of convertible Securities (as a percentage of diluted share capital) (VI)+(X) As a % of (A+B+C2)	Number of Locked in Shares		Number of Shares pledged or otherwise encumbered	Number of equity shares held in dematerialized form	
									Class X	Class Y	Total			No.	As a % of total Shares held			No.
	(i)	(ii)	(iii)	(iv)	(v)	(vi)	(vii)	(viii)	(ix)			(x)	(xi)	(xii)	(xiii)	(xiv)		
(1)	Indian																	
(a)	Individuals/Hindu undivided Family																	
(b)	ARUN K CHITTLAPALLY	AAQP38182M	5	40109222	0	0	40109222	70.99	40109222	0	0	40109222	70.99	11300134	28.17	0	0.00	40109222
	CHITTLAPALLY THOMAS KOCHOUSEPH	ABTPK4822C	1	7910200	0	0	7910200	14.00	7910200	0	0	7910200	14.00	5650067	71.43	0	0.00	7910200
	SHEELA KOCHOUSEPH	ACMPK3764H	1	17375792	0	0	17375792	30.75	17375792	0	0	17375792	30.75	5650067	32.52	0	0.00	17375792
	MITHUN KOCHOUSEPH CHITTLAPALLY	ACTP38004B	1	7044230	0	0	7044230	12.47	7044230	0	0	7044230	12.47	0	0.00	0	0.00	7044230
	PRIYA SARAH ARUN CHITTLAPALLY	AERP1748B	1	6270000	0	0	6270000	11.10	6270000	0	0	6270000	11.10	0	0.00	0	0.00	6270000
	Central Government/State Government(s)		0	1599000	0	0	1599000	2.67	1599000	0	0	1599000	2.67	0	0.00	0	0.00	1599000
(b)	Financial institutions/Banks		0	0	0	0	0	0.00	0	0	0	0	0.00	0	0.00	0	0.00	0
(c)	Any Other		0	0	0	0	0	0.00	0	0	0	0	0.00	0	0.00	0	0.00	0
(d)	Sub-Total (A)(1)		5	40109222	0	0	40109222	70.99	40109222	0	0	40109222	70.99	11300134	28.17	0	0.00	40109222
(2)	Foreign																	
(a)	Individuals (Non-Resident individuals/foreign individuals)		0	0	0	0	0	0.00	0	0	0	0	0.00	0	0.00	0	0.00	0
(b)	Government		0	0	0	0	0	0.00	0	0	0	0	0.00	0	0.00	0	0.00	0
(c)	Institutions		0	0	0	0	0	0.00	0	0	0	0	0.00	0	0.00	0	0.00	0
(d)	Foreign Portfolio Investor		0	0	0	0	0	0.00	0	0	0	0	0.00	0	0.00	0	0.00	0
(e)	Any Other		0	0	0	0	0	0.00	0	0	0	0	0.00	0	0.00	0	0.00	0
	Sub-Total (A)(2)		0	0	0	0	0	0.00	0	0	0	0	0.00	0	0.00	0	0.00	0
	Total Shareholding of Promoter and Promoter Group (A)=(A)(1)+(A)(2)		5	40109222	0	0	40109222	70.99	40109222	0	0	40109222	70.99	11300134	28.17	0	0.00	40109222




Table III - Statement showing shareholding pattern of the Public shareholder

Category	Category & Name of the Shareholder	PAN	No of Shareholders	No of fully paid up equity shares held	No of Partly paid up equity shares held	No of Shares Underlying Depository Receipts	Total No of Shares Held [(IV)+(V)]	Shareholding as a % of no of shares (A+B+C2)	Number of Voting Rights held in each class of securities			No of Shares Underlying Outstanding convertible securities (Including Warrants)	Shareholding as a % assuming full conversion of convertible Securities (as a percentage of diluted share capital)	Number of Locked In Shares	Number of Shares pledged or otherwise encumbered	Number of equity shares held in dematerialized form
									Class X	Class Y	Total					
(1)	Institutions	(U)		(IV)	(V)	(VI)	(VII)	(VIII)	(IX)	(X)	(XI)	(XII)	(XIII)	(XIV)	(XV)	
(a)	Mutual Funds		24	2886750	0	0	2886750	5.11	0	0	0	0	5.11	0	0.00	2886750
(b)	UTI - LONG TERM EQUITY FUND (TAX SAVING)	AAAT11088L	5	1221965	0	0	1221965	2.16	0	0	0	0	2.16	0	0.00	1221965
(c)	Venture Capital Funds		0	0	0	0	0	0.00	0	0	0	0	0.00	0	0.00	0
(d)	Alternate investment funds		0	0	0	0	0	0.00	0	0	0	0	0.00	0	0.00	0
(e)	Foreign Venture Capital Investors		20	5928139	0	0	5928139	10.49	0	0	0	0	10.49	0	0.00	5928139
(f)	Foreign Portfolio Investors	AABC16883P	1	1056292	0	0	1056292	1.87	0	0	0	0	1.87	0	0.00	1056292
(g)	HANDICAPPED PERSONS TRUST (MADRAS)	AARCF0855G	1	875000	0	0	875000	1.55	0	0	0	0	1.55	0	0.00	875000
(h)	DIB FUND (C/DIB FUND - ASIAN SMALL CAP	AARCF0855G	1	635000	0	0	635000	1.12	0	0	0	0	1.12	0	0.00	635000
(i)	STENBERG INDIA EMERGING OPPORTUNITIES FUND (IN	AAPCS9529N	2	9396	0	0	9396	0.02	0	0	0	0	0.02	0	0.00	9396
(j)	Insurance Companies		0	0	0	0	0	0.00	0	0	0	0	0.00	0	0.00	0
(k)	President Firms/Pension Funds		0	0	0	0	0	0.00	0	0	0	0	0.00	0	0.00	0
(l)	Any Other		0	0	0	0	0	0.00	0	0	0	0	0.00	0	0.00	0
(1)	Sub Total (1)		46	8824285	0	0	8824285	15.62	0	0	0	0	15.62	0	0.00	8824285
(2)	Central Government/State Government(s)/President of India		0	0	0	0	0	0.00	0	0	0	0	0.00	0	0.00	0
(3)	Individual Shareholders holding nominal share capital up to Rs.2 lakhs		21565	4557747	0	0	4557747	8.07	0	0	0	0	8.07	0	0.00	4557747
(4)	Individual Shareholders holding nominal share capital in excess of Rs.		8	460230	0	0	460230	0.81	0	0	0	0	0.81	0	0.00	460230
(5)	Sub Total (2)		29	5019947	0	0	5019947	8.88	0	0	0	0	8.88	0	0.00	5019947
(6)	NREGS Registered with RBI		3	1408	0	0	1408	0.00	0	0	0	0	0.00	0	0.00	1408
(7)	Employees Trusts		0	0	0	0	0	0.00	0	0	0	0	0.00	0	0.00	0
(8)	Other Depositories (Holding DRs)(Balancing figure)		0	0	0	0	0	0.00	0	0	0	0	0.00	0	0.00	0
(9)	Any Other		0	0	0	0	0	0.00	0	0	0	0	0.00	0	0.00	0
(10)	TRUSTS		1	525404	0	0	525404	0.93	0	0	0	0	0.93	0	0.00	525404
(11)	NON RESIDENT INDIANS		796	580569	0	0	580569	1.03	0	0	0	0	1.03	0	0.00	580569
(12)	CLEARING MEMBERS		81	59407	0	0	59407	0.11	0	0	0	0	0.11	0	0.00	59407
(13)	BODIES CORPORATES		327	1382338	0	0	1382338	2.45	0	0	0	0	2.45	0	0.00	1382338
(14)	KATAMARAN MANAGEMENT SERVICES PRIVATE LIMITE	AAABTC317H	1	565304	0	0	565304	1.00	0	0	0	0	1.00	0	0.00	565304
(15)	Sub Total (3)		22782	7567163	0	0	7567163	13.39	0	0	0	0	13.39	0	0.00	7567163
(16)	Total Public Shareholding (8) = (1)+(2)+(3)+(4)+(5)		22828	16391448	0	0	16391448	29.01	0	0	0	0	29.01	0	0.00	16391448



Table IV - Statement showing shareholding pattern of the Non Promoter - Non Public Shareholder

Category	Category & Name of the Shareholder	PAN	No of Shareholders	No of Fully paid up equity shares held	No of Partly paid up equity shares held	No of Shares Underlying Depository Receipts	Total No of Shares Held (IV+V+VI)	Shareholding as a % of total (A+B+C)	Number of Voting Rights held in each class of securities			No of Shares Underlying Outstanding convertible securities (including Warrants)	Shareholding as a % assuming full conversion of convertible Securities (as a percentage of diluted share capital)	Number of Locked In Shares		Number of Shares pledged or otherwise encumbered	Number of equity shares held in dematerialised form	
									Class X	Class Y	Total			No.	As a % of total Shares held			As a % of total Shares held
(1)	Custodian/DR Holder	(I)	(II)	(IV)	(V)	(VI)	(VII)				(X)	(XI)	(XII)	(XIII)	(XIV)	(XV)	(XVI)	
(2)	Employee Benefit Trust (under SEBI/Share based Employee Benefit) Regd.							0.00	0	0	0	0.00	0	0	0	0.00	0	0
	Total Non-Promoter Non Public Shareholding (C) = (C)+(X)+(XII)			0	0	0	0	0.00	0	0	0	0.00	0	0	0.00	0	0	0



Details of the shareholders acting as persons in Concert including their Shareholding:			
Name of Shareholder	Name of PAC	No of shares	Holding%
Total:		0	0



Details of Shares which remain unclaimed may be given hear along with details such as number of shareholders,	
No of Shareholders	No of shares

