

Format of Holding of Specified securities

1. Name of Listed Entity: WONDERLA HOLIDAYS LIMITED
2. Scrip Code/Name of Scrip/Class of Security: EQUITY SHARES
3. Share Holding Pattern Filed under: Reg. 31(1)(a)/Reg.31(1)(b)/Reg.31(1)(c)
 - a. if under 31(1)(b) then indicate the report for quarter ending 30/09/2016
 - b. if under 31(1)(c) then indicate date of allotment/extinguishment

4. Declaration : The Listed entity is required to submit the following declaration to the extent of submission of information:

Particulars	YES*	NO*
a. Whether the Listed Entity has issued any partly paid up shares		✓
b. Whether the Listed Entity has issued any Convertible Securities or Warrants?		✓
c. Whether the Listed Entity has any shares against which depository receipts are issued?		✓
d. Whether the Listed Entity has any shares in locked-in?	✓	
e. Whether any shares held by promoters are pledge or otherwise encumbered?		✓

*if the Listed Entity selects the option 'NO' for the questions above, the columns for the partly paid up shares, Outstanding Convertible Securities/Warrants, depository receipts, locked-in shares, No of shares pledged or otherwise encumbered by promoters, as applicable, shall not be displayed at the time of dissemination on the Stock Exchange website. Also wherever there is 'No' declared by Listed entity in above table the values will be considered as 'Zero' by default on submission of the format of holding of specified securities.

5 The tabular format for disclosure of holding of specified securities is as follows:

For Wonderla Holidays Limited



Srinivasulu Ravi
Company Secretary

Table 1 - Summary Statement holding of specified securities

Category	Category of Shareholder	No of Shareholders	No of fully paid up equity shares held	No of Partly paid-up equity shares held	No of Shares Underlying Depository Receipts	Total No of Shares Held (VII) = (IV)+(V)+(VI)	Shareholding as a % of total no of shares (As a % of (A+B+C2))	Number of Voting Rights held in each class of securities			Total as a % of (A+B+C)	No of Shares Underlying Outstanding convertible securities (including Warrants)	Shareholding as a % assuming full conversion of convertible securities (as a percentage of diluted share capital)	Number of Locked in Shares		Number of Shares pledged or otherwise encumbered	Number of equity shares held in dematerialized form
								Class X	Class Y	Total				No.	As a % of total Shares held		
		(III)	(IV)	(V)	(VI)	(VII)	(VIII)	(IX)	(X)	(XI)	(XII)	(XIII)	(XIV)	(XV)	(XVI)	(XVII)	
(A)	Promoter & Promoter Group	6	4011242	0	0	4011242	70.99	4011242	0	4011242	70.99	0	11300134	28.17	0	0.00	4011242
(B)	Public	23585	16388428	0	0	16388428	29.01	16388428	0	16388428	29.01	0	0	0.00	0	0.00	35388021
(C)	Non Promoter- Non Public	0	0	0	0	0	0	0	0	0	0	0	0	0.00	0	0.00	0
(C1)	Shares underlying DRs	0	0	0	0	0	0	0	0	0	0	0	0	0.00	0	0.00	0
(C2)	Shares held by Employees Trusts	0	0	0	0	0	0	0	0	0	0	0	0	0.00	0	0.00	0
	Total:	23591	56500670	0	0	56500670	100.00	56500670	0	56500670	100.00	0	11300134	20.00	0	0.00	56500263




Table II - Statement showing shareholding pattern of the Promoter and Promoter Group

Category	Name of the Shareholder	PAN	No of Shareholders	No of fully paid up equity shares held	No of Party paid up equity shares held	No of Shares Underlying Depository Receipts	Total No of Shares Held (V+V1+V2)	Shareholding as a % of total no of shares (calculated as per SCRR, 1957 (VII) As a % of (A+B+C2)	Number of Voting Rights held in each class of securities			Total as a % of (A+B+C)	No of Shares Underlying Outstanding convertible securities (including Warrants)	Shareholding as a % assuming full conversion of convertible securities (as a percentage of diluted share capital) (V1+V2) As a % of (A+B+C2)	Number of Locked in Shares	Number of Shares pledged or otherwise encumbered	Number of equity shares held in dematerialized form
									Class X	Class Y	Total						
			(III)	(IV)	(V)	(VI)	(VII)	(VIII)	No of Voting Rights			(X)	(XI)	(XII)	(XIII)	(XIV)	
(1)	Indian		6	4011242	0	0	4011242	70.99	4011242	0	4011242	70.99	0	11900154	26.17	0	4011242
(a)	Individuals/Hindu undivided Family		1	7910200	0	0	7910200	14.00	7910200	0	7910200	14.00	0	5550867	71.43	0	7910200
(b)	CHITILAPILLY THOMAS KOCHOUSEPH	AAQPC382AM	1	17375792	0	0	17375792	30.75	17375792	0	17375792	30.75	0	3550867	31.52	0	17375792
(c)	SHEELA KOCHOUSEPH	ABTPK4822C	1	7044230	0	0	7044230	12.47	7044230	0	7044230	12.47	0	0	0	0	7044230
(d)	MITHUN KOCHOUSEPH CHITILAPILLY	AGMPK3764H	1	6720000	0	0	6720000	11.10	6720000	0	6720000	11.10	0	0	0	0	6720000
(e)	PRIVA SARAH ARUN CHITILAPILLY	ACTPK3004B	1	1509000	0	0	1509000	2.67	1509000	0	1509000	2.67	0	0	0	0	1509000
(f)	JOSHNA MITHUN	AERPJ7748B	1	3020	0	0	3020	0.01	3020	0	3020	0.01	0	0	0	0	3020
(g)	Central Government/State Government(s)	AZBPM3579R	0	0	0	0	0	0.00	0	0	0	0.00	0	0	0	0	0
(h)	Financial Institutions/Banks		0	0	0	0	0	0.00	0	0	0	0.00	0	0	0	0	0
(i)	Any Other		0	0	0	0	0	0.00	0	0	0	0.00	0	0	0	0	0
(j)	Sub-Total (A+B)		6	4011242	0	0	4011242	70.99	4011242	0	4011242	70.99	0	11900154	26.17	0	4011242
(2)	Foreign		0	0	0	0	0	0.00	0	0	0	0.00	0	0	0	0	0
(a)	Individuals (Non-Resident Individuals/Foreign)		0	0	0	0	0	0.00	0	0	0	0.00	0	0	0	0	0
(b)	Individuals		0	0	0	0	0	0.00	0	0	0	0.00	0	0	0	0	0
(c)	Government		0	0	0	0	0	0.00	0	0	0	0.00	0	0	0	0	0
(d)	Institutions		0	0	0	0	0	0.00	0	0	0	0.00	0	0	0	0	0
(e)	Foreign Portfolio Investor		0	0	0	0	0	0.00	0	0	0	0.00	0	0	0	0	0
(f)	Any Other		0	0	0	0	0	0.00	0	0	0	0.00	0	0	0	0	0
(g)	Sub-Total (A+C)		0	0	0	0	0	0.00	0	0	0	0.00	0	0	0	0	0
(h)	Total Shareholding of Promoter and Promoter Group (A+B+C+D+E)		6	4011242	0	0	4011242	70.99	4011242	0	4011242	70.99	0	11900154	26.17	0	4011242




Table III - Statement showing shareholding pattern of the Public shareholder

Category	Category & Name of the Shareholder	PAN	No of Shareholders	No of fully paid up equity shares held	No of Partly paid-up equity shares held	No of Shares Underlying Depository Receipts	Total No of Shares held (W+V+VI)	Shareholding as a % of total no of shares (A+B+C2)	Number of Voting Rights held in each class of securities			Total as a % of (A+B+C2)	No of Shares Underlying Outstanding convertible securities (including Warrants)	Shareholding as a % assuming full conversion of convertible Securities (as a percentage of diluted Share Capital)	Number of Locked in Shares otherwise encumbered	Number of Shares pledged or otherwise encumbered	Number of equity shares held in dematerialized form
									Class X	Class Y	Total						
	(i)	(ii)	(iii)	(iv)	(v)	(vi)	(vii)	(viii)	(ix)			(x)	(xi)	(xii)	(xiii)	(xiv)	
(1)	Institutions																
(a)	Mutual Funds		24	2881270	0	0	2881270	5.10	2881270	0	2881270	0	5.10	0	0	0	2881270
	UTI - LONG TERM EQUITY FUND (TAX SAVING)		5	1221985	0	0	1221985	2.16	1221985	0	1221985	0	2.16	0	0	1221985	
(b)	Venture Capital Funds		0	0	0	0	0	0.00	0	0	0	0	0.00	0	0	0	
(c)	Alternate Investment Funds		0	0	0	0	0	0.00	0	0	0	0	0.00	0	0	0	
(d)	Foreign Venture Capital Investors		0	0	0	0	0	0.00	0	0	0	0	0.00	0	0	0	
(e)	Foreign Portfolio Investors		21	625242	0	0	625242	11.07	625242	0	625242	0	11.07	0	0	625242	
(f)	HANDS&BANKERS TILVATIMARKADSFOND		1	1256292	0	0	1256292	2.22	1256292	0	1256292	0	2.22	0	0	1256292	
(g)	VALUQUEST INDIA MOAT FUND LIMITED		1	929639	0	0	929639	1.64	929639	0	929639	0	1.64	0	0	929639	
(h)	DNE FUND A/C DNE FUND - ASIAN SMALL CAP		1	875000	0	0	875000	1.55	875000	0	875000	0	1.55	0	0	875000	
(i)	STEINBERG INDIA EMERGING OPPORTUNITIES FUND LIMITED		1	635000	0	0	635000	1.12	635000	0	635000	0	1.12	0	0	635000	
(j)	Financial Institutions/Banks		3	14881	0	0	14881	0.03	14881	0	14881	0	0.03	0	0	14881	
(k)	Insurance Companies		0	0	0	0	0	0.00	0	0	0	0	0.00	0	0	0	
(l)	Provident Funds/Pension Funds		0	0	0	0	0	0.00	0	0	0	0	0.00	0	0	0	
(m)	Any Other		0	0	0	0	0	0.00	0	0	0	0	0.00	0	0	0	
(n)	Sub Total (B)(1)		48	9149393	0	0	9149393	16.19	9149393	0	9149393	0	16.19	0	0	9149393	
(o)	Central Government/State Government(s)/President of India		0	0	0	0	0	0.00	0	0	0	0	0.00	0	0	0	
(p)	Sub Total (B)(2)		0	0	0	0	0	0.00	0	0	0	0	0.00	0	0	0	
(q)	Non-institutions		22303	4481768	0	0	4481768	7.93	4481768	0	4481768	0	7.93	0	0	4481768	
(a)	Individual shareholders holding nominal share capital up to Rs.2 Lacs		8	445517	0	0	445517	0.79	445517	0	445517	0	0.79	0	0	445517	
(b)	Individual Shareholders holding nominal share capital in excess of Rs. 2 Lacs		3	2213	0	0	2213	0.00	2213	0	2213	0	0.00	0	0	2213	
(c)	NBFCs Registered with RBI		0	0	0	0	0	0.00	0	0	0	0	0.00	0	0	0	
(d)	Employee Trusts		0	0	0	0	0	0.00	0	0	0	0	0.00	0	0	0	
(e)	Overseas Depositories (Holding DRS)(Balancing figure)		0	0	0	0	0	0.00	0	0	0	0	0.00	0	0	0	
(f)	Any Other		1	188500	0	0	188500	0.33	188500	0	188500	0	0.33	0	0	188500	
(g)	NON RESIDENT INDIANS		765	516363	0	0	516363	0.91	516363	0	516363	0	0.91	0	0	516363	
(h)	CLEARING MEMBERS		67	73396	0	0	73396	0.13	73396	0	73396	0	0.13	0	0	73396	
(i)	NON RESIDENT INDIAN NON REPATRIABLE		110	73320	0	0	73320	0.13	73320	0	73320	0	0.13	0	0	73320	
(j)	BODIES CORPORATES		280	1457958	0	0	1457958	2.58	1457958	0	1457958	0	2.58	0	0	1457958	
(k)	CAYAMARAN MANAGEMENT SERVICES PRIVATE LIMITED		1	565304	0	0	565304	1.00	565304	0	565304	0	1.00	0	0	565304	
(l)	Sub Total (B)(3)		23537	7290935	0	0	7290935	12.81	7290935	0	7290935	0	12.81	0	0	7290935	
(m)	Total Public Shareholding (B) = (B)(1)+(B)(2)+(B)(3)		23585	16388428	0	0	16388428	29.01	16388428	0	16388428	0	29.01	0	0	16388428	






Table IV - Statement showing shareholding pattern of the Non Promoter - Non Public Shareholder

Category	Name of the Shareholder	PAN	No of Shareholders		No of fully paid up equity shares held	No of Partly paid up equity shares held	No of Shares Underlying Depository Receipts	Total No of Shares Held (VII+VIII)	Shareholding as a % of total no of shares (A+B+C2)			Number of Voting Rights			Shareholding as a % of (A+B+C)	No of Shares Underlying Outstanding convertible securities (including Warrants)	Shareholding as a % assuming full conversion of convertible Securities (as a percentage of diluted share capital)	Number of Locked in Shares		Number of Shares pledged or otherwise encumbered	Number of equity shares held in dematerialized form
			(I)	(II)					Class X	Class Y	Total	No.	As a % of total Shares held	No.				As a % of total Shares held			
																			(VI)		
(1)	Custodian/DR Holder Employee Benefit Trust (under SEBI (Share based Employee Benefit) Regulations 2014)		0	0	0	0	0	0.00	0	0	0	0	0.00	0	0.00	0	0.00	0	0.00	0	0
(2)			0	0	0	0	0	0.00	0	0	0	0	0.00	0	0.00	0	0.00	0	0.00	0	0
Total Non-Promoter-Non Public Shareholding (C) = (G)+(H)+(I)			0	0	0	0	0	0.00	0	0	0	0	0.00	0	0.00	0	0.00	0	0.00	0	0



Details of the shareholders acting as persons in Concert including their Shareholding:			
Name of Shareholder	Name of PAC	No of shares	Holding%
JOSHNA MITHUN		3020	0.01
Total:		3020	0.01



Details of Shares which remain unclaimed may be given hear along with details such as number of shareholders,	
No of Shareholders	No of shares

