

Format of Holding of Specified securities

1. Name of Listed Entity: WONDERLA HOLIDAYS LIMITED
2. Scrip Code/Name of Scrip/Class of Security: ,,EQUITY SHARES
3. Share Holding Pattern Filed under: Reg. 31(1)(a)/Reg.31(1)(b)/Reg.31(1)(c)
 - a. if under 31(1)(b) then indicate the report for quarter ending 31/12/2016
 - b. if under 31(1)(c) then indicate date of allotment/extinguishment
4. Declaration : The Listed entity is required to submit the following declaration to the extent of submission of information:

	Particulars	YES*	NO*
a	Whether the Listed Entity has issued any partly paid up shares		✓
b	Whether the Listed Entity has issued any Convertible Securities or Warrants?		✓
c	Whether the Listed Entity has any shares against which depository receipts are issued?		✓
d	Whether the Listed Entity has any shares in locked-in?	✓	
e	Whether any shares held by promoters are pledge or otherwise encumbered?		✓

*if the Listed Entity selects the option 'NO' for the questions above, the columns for the partly paid up shares, Outstanding Convertible Securities/Warrants, depository receipts, locked-in shares, No of shares pledged or otherwise encumbered by promoters, as applicable, shall not be displayed at the time of dissemination on the Stock Exchange website. Also wherever there is 'No' declared by Listed entity in above table the values will be considered as 'Zero' by default on submission of the format of holding of specified securities.

- 5 The tabular format for disclosure of holding of specified securities is as follows:

For Wonderla Holidays Limited

Srinivasulu Ratu Y.
Company Secretary



Table I - Summary Statement holding of specified securities

Category	Category of Shareholder	No of Shareholders	No of fully paid up equity shares held	No of Partly paid-up equity shares held	No of Shares Underlying Depository Receipts	Total No of Shares Held (VII) = (IV)+(V)+(VI)	Shareholding as a % of total no of shares (As a % of (A+B+C2))	Number of Voting Rights held in each class of securities			No of Shares Underlying Outstanding convertible securities (Including Warrants)	Shareholding as a % assuming full conversion of convertible Securities (as a percentage of	Number of Locked in Shares		Number of Shares pledged or otherwise encumbered		Number of equity shares held in dematerialized form	
								No of Voting Rights					Total as a % of (A+B+C)	No.	As a % of total Shares held	No.		As a % of total Shares held
								Class X	Class Y	Total								
(I)	(II)	(III)	(IV)	(V)	(VI)	(VII)	(VIII)	(IX)			(X)	(XI)	(XII)		(XIII)	(XIV)		
(A)	Promoter & Promoter Group	5	40109222	0	0	40109222	70.99	40109222	0	40109222	70.99	0	70.99	11300134	28.17	0	0.00	40109222
(B)	Public	26160	16391448	0	0	16391448	29.01	16391448	0	16391448	29.01	0	29.01	0	0.00	NA	NA	16391041
(C)	Non Promoter-Non Public																	
(C1)	Shares underlying DRs	0	0	0	0	0	NA	0	0	0	0.00	0	NA	0	0.00	NA	NA	0
(C2)	Shares held by Employes Trusts	0	0	0	0	0	0.00	0	0	0	0.00	0	0.00	0	0.00	NA	NA	0
	Total:	26165	56500670	0	0	56500670	100.00	56500670	0	56500670	100.00	0	100.00	11300134	20.00	0	0.00	56500263




Table II - Statement showing shareholding pattern of the Promoter and Promoter Group

Category	Category & Name of the Shareholder	PAN	No of Shareholders	No of fully paid up equity shares held	No of Partly paid-up equity shares held	No of Shares Underlying Depository Receipts	Total No of Shares Held (IV+V+VI)	Shareholding as a % of total no of shares (calculated as per SCRR, 1957 (VII) As a % of (A+B+C2)	Number of Voting Rights held in each class of securities			No of Shares Underlying Outstanding convertible securities (including Warrants)	Shareholding as a % assuming full conversion of convertible Securities (as a percentage of diluted share capital) (VII)+(X) As a % of (A+B+C2)	Number of Locked in Shares		Number of Shares pledged or otherwise encumbered		Number of equity shares held in dematerialized form	
									No of Voting Rights		Total as a % of (A+B+C)			No.	As a % of total Shares held	No.	As a % of total Shares held		
									Class X	Class Y									Total (IX)
	(I)	(II)	(III)	(IV)	(V)	(VI)	(VII)	(VIII)			(X)	(XI)	(XII)	(XIII)	(XIV)				
(1)	Indian																		
(a)	Individuals/Hindu undivided Family		5	40109222	0	0	40109222	70.99	40109222	0	40109222	70.99	0	70.99	11300134	28.17	0	0.00	40109222
	ARUN K CHITTLAPPILLY	AAQPC8182M	1	7910200	0	0	7910200	14.00	7910200	0	7910200	14.00	0	14.00	5650067	71.43	0	0.00	7910200
	CHITTLAPPILLY THOMAS KOCHOUSEPH	ABTPK4822C	1	17375792	0	0	17375792	30.75	17375792	0	17375792	30.75	0	30.75	5650067	32.52	0	0.00	17375792
	SHEELA KOCHOUSEPH	ACMPK3764H	1	7044230	0	0	7044230	12.47	7044230	0	7044230	12.47	0	12.47	0	0.00	0	0.00	7044230
	MITHUN KOCHOUSEPH CHITTLAPPILLY	ACTPC8004B	1	6270000	0	0	6270000	11.10	6270000	0	6270000	11.10	0	11.10	0	0.00	0	0.00	6270000
	PRIYA SARAH ARUN CHITTLAPPILLY	AERPJ7748B	1	1509000	0	0	1509000	2.67	1509000	0	1509000	2.67	0	2.67	0	0.00	0	0.00	1509000
(b)	Central Government/State Government(s)		0	0	0	0	0	0.00	0	0	0	0.00	0	0.00	0	0.00	0	0.00	0
(c)	Financial Institutions/Banks		0	0	0	0	0	0.00	0	0	0	0.00	0	0.00	0	0.00	0	0.00	0
(d)	Any Other		0	0	0	0	0	0.00	0	0	0	0.00	0	0.00	0	0.00	0	0.00	0
	Sub-Total (A)1		5	40109222	0	0	40109222	70.99	40109222	0	40109222	70.99	0	70.99	11300134	28.17	0	0.00	40109222
(2)	Foreign																		
(a)	Individuals (Non-Resident Individuals/Foreign Individuals)		0	0	0	0	0	0.00	0	0	0	0.00	0	0.00	0	0.00	0	0.00	0
(b)	Government		0	0	0	0	0	0.00	0	0	0	0.00	0	0.00	0	0.00	0	0.00	0
(c)	Institutions		0	0	0	0	0	0.00	0	0	0	0.00	0	0.00	0	0.00	0	0.00	0
(d)	Foreign Portfolio Investor		0	0	0	0	0	0.00	0	0	0	0.00	0	0.00	0	0.00	0	0.00	0
(e)	Any Other		0	0	0	0	0	0.00	0	0	0	0.00	0	0.00	0	0.00	0	0.00	0
	Sub-Total (A)2		0	0	0	0	0	0.00	0	0	0	0.00	0	0.00	0	0.00	0	0.00	0
	Total Shareholding of Promoter and Promoter Group (A)=(A)1+(A)2		5	40109222	0	0	40109222	70.99	40109222	0	40109222	70.99	0	70.99	11300134	28.17	0	0.00	40109222




Table III - Statement showing shareholding pattern of the Public shareholder

Category	Category & Name of the Shareholder	PAN	No of Shareholders	No of fully paid up equity shares held	No of Partly paid-up equity shares held	No of Shares Underlying Depository Receipts	Total No of Shares Held (IV+V+VI)	Shareholding as a % of total no of shares (A+B+C2)	Number of Voting Rights held in each class of securities			No of Shares Underlying Outstanding convertible securities (including Warrants)	Shareholding as a % assuming full conversion of convertible Securities (as a percentage of diluted share capital)	Number of Locked in Shares		Number of Shares pledged or otherwise encumbered		Number of equity shares held in dematerialized form	
									No of Voting Rights					No.	As a % of total Shares held	No.	As a % of total Shares held		
									Class X	Class Y	Total								
	(I)	(II)	(III)	(IV)	(V)	(VI)	(VII)	(VIII)	(IX)			(X)	(XI)	(XII)		(XIII)	(XIV)		
(1)	Institutions																		
(a)	Mutual Funds		24	3222907	0	0	3222907	5.70	3222907	0	3222907	5.70	0	5.70	0	0.00	NA	NA	3222907
	ITPL - INVESCO INDIA TAX PLAN	AAATL5351M	3	653852	0	0	653852	1.16	653852	0	653852	1.16	0	1.16	0	0.00	NA	NA	653852
	UTI - LONG TERM EQUITY FUND (TAX SAVING)	AAATU1088L	5	1221965	0	0	1221965	2.16	1221965	0	1221965	2.16	0	2.16	0	0.00	NA	NA	1221965
(b)	Venture Capital Funds		0	0	0	0	0	0.00	0	0	0	0.00	0	0.00	0	0.00	NA	NA	0
(c)	Alternate Investment Funds		0	0	0	0	0	0.00	0	0	0	0.00	0	0.00	0	0.00	NA	NA	0
(d)	Foreign Venture Capital Investors		0	0	0	0	0	0.00	0	0	0	0.00	0	0.00	0	0.00	NA	NA	0
(e)	Foreign Portfolio Investors		22	6163320	0	0	6163320	10.91	6163320	0	6163320	10.91	0	10.91	0	0.00	NA	NA	6163320
	HANDELSBANKENS TILLVAXT MARKNADSFOND	AAABH6983P	1	1256292	0	0	1256292	2.22	1256292	0	1256292	2.22	0	2.22	0	0.00	NA	NA	1256292
	VALUEQUEST INDIA MOAT FUND LIMITED	AAECV7085K	1	1130186	0	0	1130186	2.00	1130186	0	1130186	2.00	0	2.00	0	0.00	NA	NA	1130186
	DNB FUND A/C DNB FUND - ASIAN SMALL CAP	AAFCDO859G	1	847000	0	0	847000	1.50	847000	0	847000	1.50	0	1.50	0	0.00	NA	NA	847000
	STEINBERG INDIA EMERGING OPPORTUNITIES FUND LIMITED	AAPCS9509N	1	1200000	0	0	1200000	2.12	1200000	0	1200000	2.12	0	2.12	0	0.00	NA	NA	1200000
(f)	Financial Institutions/Banks		3	18544	0	0	18544	0.03	18544	0	18544	0.03	0	0.03	0	0.00	NA	NA	18544
(g)	Insurance Companies		0	0	0	0	0	0.00	0	0	0	0.00	0	0.00	0	0.00	NA	NA	0
(h)	Provident Funds/Pension Funds		0	0	0	0	0	0.00	0	0	0	0.00	0	0.00	0	0.00	NA	NA	0
(i)	Any Other																		
	Sub Total (B)(1)		49	9404771	0	0	9404771	16.65	9404771	0	9404771	16.65	0	16.65	0	0.00	NA	NA	9404771
(2)	Central Government/State Government(s)/President of India		0	0	0	0	0	0.00	0	0	0	0.00	0	0.00	0	0.00	NA	NA	0
	Sub Total (B)(2)		0	0	0	0	0	0.00	0	0	0	0.00	0	0.00	0	0.00	NA	NA	0
(3)	Non-Institutions																		
(a)	i. Individual shareholders holding nominal share capital up to Rs. 2 lakhs		24728	4694665	0	0	4694665	8.31	4694665	0	4694665	8.31	0	8.31	0	0.00	NA	NA	4694258
	ii. Individual shareholders holding nominal share capital in excess of Rs. 2 Lakhs		8	439647	0	0	439647	0.78	439647	0	439647	0.78	0	0.78	0	0.00	NA	NA	439647
(b)	NBFCs Registered with RBI		4	3549	0	0	3549	0.01	3549	0	3549	0.01	0	0.01	0	0.00	NA	NA	3549
(c)	Employee Trusts		0	0	0	0	0	0.00	0	0	0	0.00	0	0.00	0	0.00	NA	NA	0
(d)	Overseas Depositories (Holding DRs) (Balancing figure)		0	0	0	0	0	0.00	0	0	0	0.00	0	0.00	0	0.00	NA	NA	0
(e)	Any Other																		
	TRUSTS		1	40000	0	0	40000	0.07	40000	0	40000	0.07	0	0.07	0	0.00	NA	NA	40000
	NON RESIDENT INDIANS		873	596290	0	0	596290	1.06	596290	0	596290	1.06	0	1.06	0	0.00	NA	NA	596290
	CLEARING MEMBERS		46	24908	0	0	24908	0.04	24908	0	24908	0.04	0	0.04	0	0.00	NA	NA	24908
	NON RESIDENT INDIAN NON REPATRIABLE		148	92093	0	0	92093	0.16	92093	0	92093	0.16	0	0.16	0	0.00	NA	NA	92093
	BODIES CORPORATES		303	1095525	0	0	1095525	1.94	1095525	0	1095525	1.94	0	1.94	0	0.00	NA	NA	1095525
	Sub Total (B)(3)		26111	6986677	0	0	6986677	12.37	6986677	0	6986677	12.37	0	12.37	0	0.00			6986270
	Total Public Shareholding (B) = (B)(1)+(B)(2)+(B)(3)		26160	16391448	0	0	16391448	29.01	16391448	0	16391448	29.01	0	29.01	0	0.00			16391041





Table IV - Statement showing shareholding pattern of the Non Promoter - Non Public Shareholder

Category	Category & Name of the Shareholder	PAN	No of Shareholders	No of fully paid up equity shares held	No of Partly paid-up equity shares held	No of Shares Underlying Depository Receipts	Total No of Shares Held (IV+V+VI)	Shareholding as a % of total no of shares (A+B+C2)	Number of Voting Rights held in each class of securities			No of Shares Underlying Outstanding convertible securities (Including Warrants)	Shareholding as a % assuming full conversion of convertible Securities (as a percentage of diluted share capital)	Number of Locked in Shares		Number of Shares pledged or otherwise encumbered		Number of equity shares held in dematerialized form	
									No of Voting Rights		Total as a % of (A+B+C)			No.	As a % of total	No.	As a % of total Shares held		
									Class X	Class Y									Total
	(I)	(II)	(III)	(IV)	(V)	(VI)	(VII)	(VIII)	(IX)			(X)	(XI)	(XII)		(XIII)	(XIV)		
(1)	Custodian/DR Holder		0	0	0	0	0	0.00	0	0	0	0.00	0	0.00	0	0.00	NA	NA	0
(2)	Employee Benefit Trust (under SEBI(Share based Employee Benefit) Regulations 2014)		0	0	0	0	0	0.00	0	0	0	0.00	0	0.00	0	0.00	NA	NA	0
	Total Non-Promoter-Non Public Shareholding (C) = (C)(1)+(C)(2)		0	0	0	0	0	0.00	0	0	0	0.00	0	0.00	0	0.00			0



Details of the shareholders acting as persons in Concert including their Shareholding:			
Name of Shareholder	Name of PAC	No of shares	Holding%
JOSHNA MITHUN		3020	0.01
Total:		3020	0.01



Details of Shares which remain unclaimed may be given here along with details such as number of shareholders,

No of Shareholders

No of shares

